



# QUICK COUPLING TECHNOLOGIES

Catalog #QC-17





**QCT OFFERS NEW COUPLING AND  
VALVE OPTIONS TO MEET TODAY'S  
CHANGING MARKET DEMANDS.**

Quick Coupling Technologies, a division of Pressure Components Inc., has been established to focus exclusively on hydraulic Quick Disconnect Couplings, Check Valves and Ball Valves.

With experience in industry since 1985, we bring to the market a highly engineered, yet economical line of products. Our couplings are designed to meet today's most common interchange profiles.

Here are some of the services that have kept our customers coming back for almost 32 years.

- Highest quality product standards
- Technical support
- ISO-9001-2000 Certified Manufacturers
- Same day shipping on all in stock items
- No minimum purchase
- All major credit cards accepted

## TABLE OF CONTENTS

	PAGE
	<b>QC-AG</b> <b>AGRICULTURAL INTERCHANGE (POPPET TYPE) .....</b> 2-3
	<b>QC-AG</b> <b>AGRICULTURAL INTERCHANGE (BALL TYPE) .....</b> 4-5
	<b>QC-V SERIES</b> <b>VEP SCREW TYPE INTERCHANGE .....</b> 6-7
	<b>QC-HP SERIES</b> <b>HIGH PRESSURE SCREW TYPE INTERCHANGE .....</b> 8-9
	<b>QC-A SERIES</b> <b>ISO-A INTERCHANGE .....</b> 10-11
	<b>QC-B SERIES</b> <b>ISO-B INTERCHANGE - STEEL .....</b> 12-13
	<b>QC-B SERIES</b> <b>ISO-B INTERCHANGE - STAINLESS STEEL.....</b> 14-15
	<b>QC-FF SERIES</b> <b>FLUSH FACE ISO-16028 INTERCHANGE.....</b> 16-18
	<b>QC-FB SERIES</b> <b>WING NUT .....</b> 20-21
	<b>QC-ST SERIES</b> <b>STRAIGHT THROUGH .....</b> 22-23
	<b>QC-SV SERIES</b> <b>HIGH PRESSURE BALL VALVES .....</b> 24-25
	<b>QC-BV SERIES</b> <b>LOW PRESSURE BALL VALVES .....</b> 26
	<b>QC-CV SERIES</b> <b>HARD SEAT CHECK VALVES .....</b> 27
	<b>INTERCHANGE CHART/WARNINGS.....</b> 28
	<b>TERMS &amp; CONDITIONS .....</b> 29

## QC-AG POPPET TYPE HYDRAULIC QUICK COUPLING (STEEL)



Socket with valve Plug with valve



### Features

QC-AG Series couplings feature:

- Poppet valves to prevent uncoupled leakage
- Critical parts are hardened for durability
- Dependable ball-locking mechanism holds the mating halves together
- Socket and plug are precision machined from solid bar stock
- QC-AG Series conforms to the ISO 5675 Standard
- Interchangeable with PARKER 4000 Series, STUCCHI IR-V Series, Safeway S20 Series, and others

See interchange chart on page 28

### Applications

The QC-AG series couplings bring to the industry a proven design for use on construction equipment, forestry equipment, agricultural machinery, oil tools, steel mill machinery and other demanding hydraulic applications.

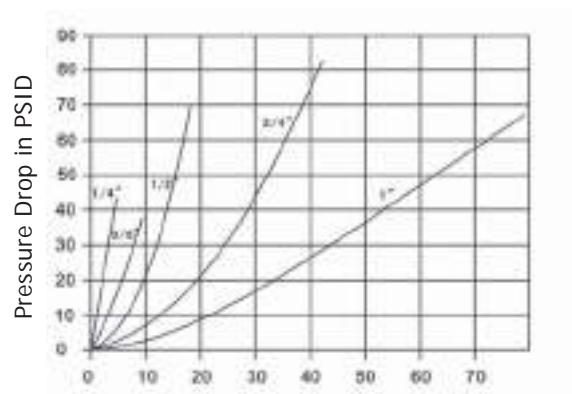
### Specifications

Body Size (in)	1/4"	3/8"	1/2"	3/4"	1"
Rated Pressure (PSI)	5000	4000	4000	3000	3000
Rated Flow (GPM)	3	6	12	28	50
Temperature Range (std seals)	-22°F to +230°F				
Standard seal material is BUNA					
Safety Factor 4:1					

### Performance

QC-AG Series (1/4", 3/8", 1/2", 3/4", 1")

Test Fluid: Oil-200SUS



Flow in GPM

1 GPM = 3.78 L/Min

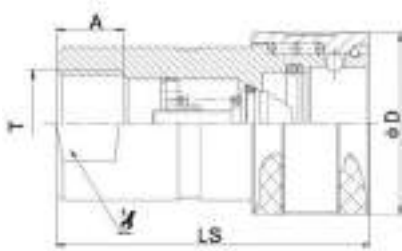
1PSID = 0.0069 Mpa

## QC-AG POPPET TYPE HYDRAULIC QUICK COUPLING (STEEL)



Socket with valve Plug with valve

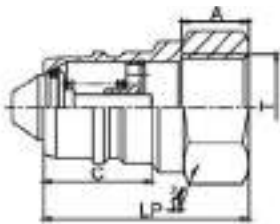
### Socket



ITEM#	PART NO.	LS	ΦD	1/2	A	T
1000	QCAG-14F-NPT-1/4"-P	53.5	27.6	19	12.5	1/4" NPTF
1001	QCAG-38F-NPT-3/8"-P	63	34	24	13	3/8" NPTF
1002	QCAG-12F-NPT-1/2"-P	67	38.5	30	18	1/2" NPTF
1003	QCAG-34F-NPT-3/4"-P	81	47.5	35	18	3/4" NPTF
1004	QCAG-1F-NPT-1"-P	97.5	56.2	41	21	1" NPTF

DIMENSIONS IN MM

### Plug



### PUSH-PULL STYLE: Double Acting Sleeve

ITEM#	PART NO.	LP	ΦD	1/2	A	T
1921	QCAG-12F-SAE-3/4"-16-PP	66	38	27	18	3/4"-16 SAE
1002-1	QCAG-12F-SAE-7/8"-14-PP	66	38	27	18	7/8"-14 SAE
1922	QCAG-12F-NPT-3/4"-PP	69	38	34	18	3/4" NPTF
1920	QCAG-12F-NPT-1/2"-PP	66	38	27	18	1/2" NPTF

DIMENSIONS IN MM

ITEM#	PART NO.	LP	C	1/2	A	T
1005	QCAG-14M-NPT-1/4"-P	36	23	19	12.5	1/4" NPTF
1006	QCAG-38M-NPT-3/8"-P	40	28.5	24	13	3/8" NPTF
1007	QCAG-12M-NPT-1/2"-P	46	29	27	18	1/2" NPTF
1007-2	QCAG-12M-SAE-3/4"-16-P	64	27	27	18	3/4"-16 SAE
1007-1	QCAG-12M-SAE-7/8"-14-P	64	27	27	18	7/8"-14 SAE
1925	QCAG-12M-NPT-3/4"-P	64	34	27	18	3/4" NPTF
1008	QCAG-34M-NPT-3/4"-P	49	34	33.5	18	3/4" NPTF
1009	QCAG-1M-NPT-1"-P	64	41	41	21	1" NPTF

DIMENSIONS IN MM


### Dust Protectors



CAP FOR SOCKET HALF

ITEM#	SIZE	PART NO.
1010	1/4"	QCAG-1/4"-SC
1011	3/8"	QCAG-3/8"-SC
1012	1/2"	QCAG-1/2"-SC
1013	3/4"	QCAG-3/4"-SC
1014	1"	QCAG-1"-SC

COLOR: RED



CAP FOR PLUG HALF

ITEM#	SIZE	PART NO.
1015	1/4"	QCAG-1/4"-PC
1016	3/8"	QCAG-3/8"-PC
1017	1/2"	QCAG-1/2"-PC
1018	3/4"	QCAG-3/4"-PC
1019	1"	QCAG-1"-PC

COLOR: RED

NOTE: Poppet Type Couplings on this page and Ball Type Couplings on page 5 are 100% interchangeable.



**QC-AG BALL TYPE HYDRAULIC QUICK COUPLING (STEEL)**



Socket with valve Plug with valve



**Features**

QC-AG Series couplings feature:

- Hardened, chrome alloy balls
- Critical parts are hardened for durability
- Dependable ball-locking mechanism holds the mating halves together
- Socket and plug are precision machined from solid bar stock
- QC-AG Series conforms to the ISO 5675 Standard
- Interchangeable with PARKER 4000 Series FASTER NV/NS Series, Safeway S20 Series and others

See interchange chart on page 28

**Applications**

The QC-AG series couplings bring to the industry a proven design for use on construction equipment, forestry equipment, agricultural machinery, oil tools, steel mill machinery and other demanding hydraulic applications.

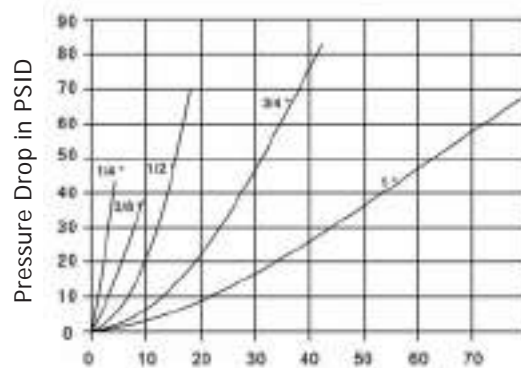
**Specifications**

Body Size (in)	1/4"	3/8"	1/2"	3/4"	1"
Rated Pressure (PSI)	5000	4000	4000	3000	3000
Rated Flow (GPM)	3	6	12	28	50
Temperature Range (std seals)	-22°F to +230°F				
Standard seal material is BUNA					
Safety Factor 4:1					

**Performance**

QC-AG Series (1/4", 3/8", 1/2", 3/4", 1")

Test Fluid: Oil-200SUS



Flow in GPM

1 GPM = 3.78 L/Min

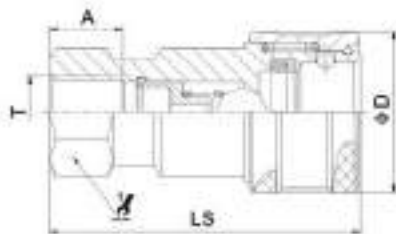
1PSID = 0.0069 Mpa

## QC-AG BALL TYPE HYDRAULIC QUICK COUPLING (STEEL)



Socket with valve Plug with valve

### Socket

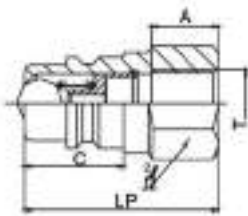


ITEM#	PART NO.	LS	ΦD	1/4	A	T
1020	QCAG-14F-NPT-1/4"	53.5	27.6	19	12.5	1/4" NPTF
1021	QCAG-38F-NPT-3/8"	63	34	24	13	3/8" NPTF
1022	QCAG-12F-NPT-1/2"	66	38.5	27	16	1/2" NPTF
1023	QCAG-34F-NPT-3/4"	82.5	48.5	34	19	3/4" NPTF
1024	QCAG-1F-NPT-1"	96.5	56.2	41	21	1" NPTF

DIMENSIONS IN MM

**Double Acting, Push-Pull Sockets Available.**  
See page 3.

### Plug



ITEM#	PART NO.	LP	C	1/4	A	T
1025	QCAG-14M-NPT-1/4"	36	18.5	19	12.5	1/4" NPTF
1026	QCAG-38M-NPT-3/8"	40	22	24	13	3/8" NPTF
1027	QCAG-12M-NPT-1/2"	43.5	27	27	16	1/2" NPTF
1028	QCAG-34M-NPT-3/4"	53.5	32	34	19	3/4" NPTF
1029	QCAG-1M-NPT-1"	63	38	41	21	1" NPTF

DIMENSIONS IN MM


### Dust Protectors



#### CAP FOR SOCKET HALF

ITEM#	SIZE	PART NO.
1010	1/4"	QCAG-1/4"-SC
1011	3/8"	QCAG-3/8"-SC
1012	1/2"	QCAG-1/2"-SC
1013	3/4"	QCAG-3/4"-SC
1014	1"	QCAG-1"-SC

COLOR: RED



#### CAP FOR PLUG HALF

ITEM#	SIZE	PART NO.
1015	1/4"	QCAG-1/4"-PC
1016	3/8"	QCAG-3/8"-PC
1017	1/2"	QCAG-1/2"-PC
1018	3/4"	QCAG-3/4"-PC
1019	1"	QCAG-1"-PC

COLOR: RED

## QC-V SERIES SCREW TYPE COUPLING (STEEL)



Socket with valve Plug with valve



### Features

QC-V Series couplings feature:

- Connect and disconnect under pressure  
Up to 4350 PSI
- Zinc nickel plating standard
- Two stage valve protects sealing components during pressurized connection and disconnection
- Flush face design avoids fluid loss and air inclusion
- Easy clean surfaces, limiting contamination
- Interchangeable with STUCCHI VEP Series, DNP PST4 Series PARKER FET Series, VOSWINKEL FT Series and others

See interchange chart on page 28

### Applications

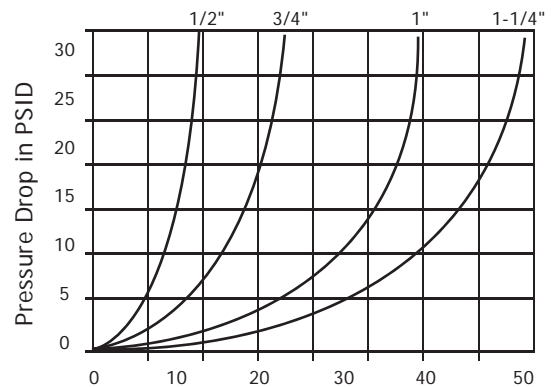
The QC-V series couplings are widely used on excavators with attachment lines for Grapples, Hammers, Thumbs etc. They are also found on construction equipment applications where a higher working pressure and connect/disconnect under pressure requirements exist.

### Specifications

Body Size (in)	1/2"	3/4"	1"	1 1/4"
Rated Pressure (PSI)	5500	5500	5000	5000
Rated Flow (GPM)	18	22	32	46
Temperature Range (std seals) Do not exceed 150°F when connecting and disconnecting	-22°F to +230°F			
Standard seal material is BUNA				
Safety Factor 2.5:1				

### Performance

QC-V Series ( 1/2", 3/4", 1", 1-1/4")



Flow in GPM

1 GPM = 3.78 L/Min

1PSID = 0.0069 Mpa

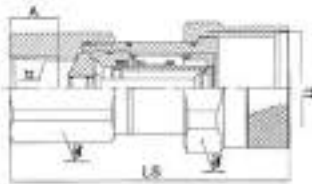


## QC-V SERIES SCREW TYPE COUPLING (STEEL)



Socket with valve Plug with valve

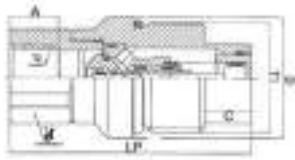
### Socket



ITEM#	PART NO.	LS	D	2/	3/	T2
<b>1030-1</b>	QCV-12F-NPT-1/2"	82	49	36	45	1/2" NPTF
<b>1030</b>	QCV-34F-NPT-3/4"	84.9	53.8	41	50	3/4" NPTF
<b>1031</b>	QCV-1F-NPT-1"	99.7	58.8	46	55	1" NPTF
<b>1032</b>	QCV-114F-NPT-1-1/4"	106.8	69.8	55	65	1-1/4" NPTF
<b>1033-1</b>	QVC-12F-SAE-3/4"-16	82	49	36	45	3/4"-16 SAE
<b>1033</b>	QCV-34F-SAE-1-1/16"	84.9	53.8	41	50	1-1/16"-12 SAE
<b>1034</b>	QCV-1F-SAE-1-5/16"	99.7	58.8	46	55	1-5/16"-12 SAE
<b>1035</b>	QCV-114F-SAE-1-5/8"	106.8	69.8	55	65	1-5/8"-12 SAE

DIMENSIONS IN MM

### Plug



ITEM#	PART NO.	LP	C	1/	T1	T2
<b>1036-1</b>	QCV-12M-NPT-1/2"	94	44	36	M40X2	1/2" NPTF
<b>1036</b>	QCV-34M-NPT-3/4"	99	49.8	41	M45X3	3/4" NPTF
<b>1037</b>	QCV-1M-NPT-1"	113.6	54.8	46	M50X3	1" NPTF
<b>1038</b>	QCV-114M-NPT-1-1/4"	123.4	64.5	55	M58X3	1-1/4" NPTF
<b>1039-1</b>	QCV-12M-SAE-3/4"-16	94	44	36	M40X2	3/4"-16 SAE
<b>1039</b>	QCV-34M-SAE-1-1/16"-12	99	49.8	41	M45X3	1-1/16"-12 SAE
<b>1040</b>	QCV-1M-SAE-1-5/16"-12	113.6	54.8	46	M50X3	1-5/16"-12 SAE
<b>1041</b>	QCV-114M-SAE-1-5/8"	123.4	64.5	55	M58X3	1-5/8"-12 SAE

DIMENSIONS IN MM

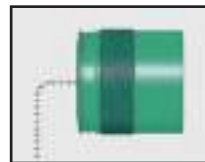
### Dust Protectors



CAP FOR SOCKET HALF (Aluminum)

ITEM#	PART NO.
<b>1042-1</b>	QCV-1/2"-SC
<b>1042</b>	QCV-3/4"-SC
<b>1043</b>	QCV-1"-SC
<b>1044</b>	QCV-1-1/4"-SC

COLOR: GREEN



CAP FOR PLUG HALF (Aluminum)

ITEM#	PART NO.
<b>1045-1</b>	QCV-1/2"-PC
<b>1045</b>	QCV-3/4"-PC
<b>1046</b>	QCV-1"-PC
<b>1047</b>	QCV-1-1/4"-PC

COLOR: GREEN



CORRECT PROCEDURE TO CONNECT AND DISCONNECT THE QC-V SERIES

1. Clean all mating surfaces thoroughly then pull socket sleeve forward
2. Align socket and plug, pushing/turning the socket sleeve towards the plug while engaging the threads. Allow threads to pull socket into the plug.
3. Initial connection should be hand threaded, followed by a wrench.
4. Continue to thread socket sleeve into plug until end of sleeve meets plug body.
5. To disconnect, use a wrench to break sleeve free and keep socket and plug aligned.

## QC-HP SERIES HIGH PRESSURE HYDRAULIC QUICK COUPLING (STEEL)



Socket with valve Plug with valve



### Features

QC-HP Series couplings feature:

- Machined from solid steel bar stock for durability
- Hard, chrome alloy balls are used for valving. They are spring loaded for positive seating of the valve
- The valve provides a metal-to-metal seal between the ball and coined seat
- The interface seal is polyurethane which resists high pressure extrusion
- A threaded valve retainer provides a valve stop that assures positive valve alignment
- Interchangeable with PARKER 3000 Series, FASTER PVV Series, Enerpac C Series and others

See interchange chart on page 28

### Applications

The QC-HP series couplings, with their threaded union locking system and precision ball-type check valves, are designed for extreme high pressure applications such as portable hydraulic jacks.

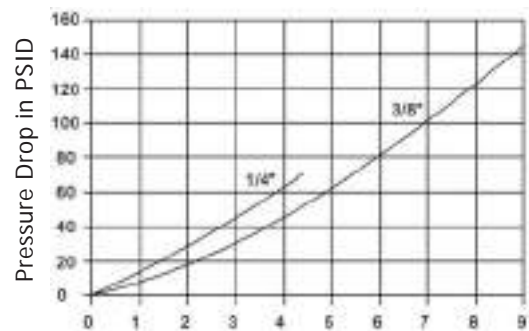
### Specifications

Body Size (in)	1/4"	3/8"
Rated Pressure (PSI)	10,000	10,000
Rated Flow (GPM)	3	6
Temperature Range (std seals)	-22°F to +230°F	
Standard seal material is polyurethane		
Safety Factor 2.5:1		

### Performance

QC-HP Series (1/4", 3/8")

Test Fluid: Oil-200SUS



Flow in GPM

1 GPM = 3.78 L/Min

1PSID = 0.0069 Mpa

## QC-HP SERIES HIGH PRESSURE HYDRAULIC QUICK COUPLING (STEEL)



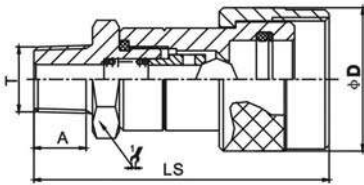
Socket with valve Plug with valve

### Socket



ITEM#	PART NO.	LS	ΦD	1/4	A	T
1048	QCHP-14F-NPT-1/4"	59.6	28.5	19	22	1/4" NPTF
1049	QCHP-38F-NPT-3/8"	72.5	35	24	25	3/8" NPTF

DIMENSIONS IN MM

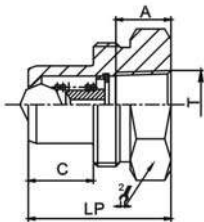


### Plug



ITEM#	PART NO.	LP	C	1/4	A	T
1050	QCHP-14M-NPT-1/4"	32.5	11.2	19	13	1/4" NPTF
1051	QCHP-38M-NPT-3/8"	35	16	32	13.5	3/8" NPTF

DIMENSIONS IN MM



### Dust Protectors



#### CAP FOR SOCKET HALF

ITEM#	SIZE	PART NO.
1052	1/4"	QCHP-1/4"-SC
1053	3/8"	QCHP-3/8"-SC

STEEL WITH CHAIN



#### CAP FOR PLUG HALF

ITEM#	SIZE	PART NO.
1054	1/4"	QCHP-1/4"-PC
1055	3/8"	QCHP-3/8"-PC

STEEL WITH CHAIN

## QC-A SERIES HYDRAULIC QUICK COUPLING (STEEL)



Socket with valve Plug with valve



### Specifications

Body Size (in)	1/4"	3/8"	1/2"	3/4"
Rated Pressure (PSI)	5000	4000	4000	3000
Rated Flow (GPM)	3	6	12	28
Body Size (in)	1"	1 1/4"	1 1/2"	2"
Rated Pressure (PSI)	3000	3000	2000	2000
Rated Flow (GPM)	50	88	200	240
Temperature Range (std seals)	-22°F to +230°F			
Standard seal material is BUNA				
Safety Factor 4:1				

### Applications

QC-A series couplings bring to the industry a proven design for use on construction equipment, forestry equipment, agricultural machinery, oil tools, oil equipment, steel mill machinery and other demanding hydraulic applications.

### Features

QC-A Series couplings feature:

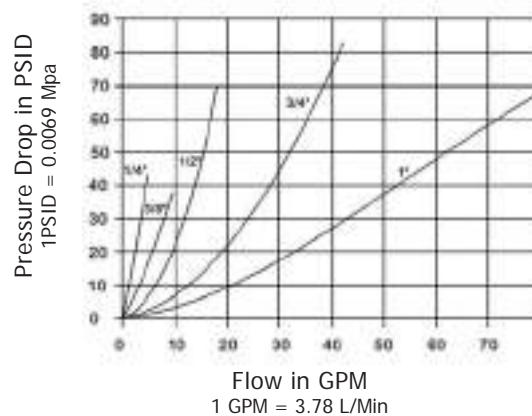
- New valve design can resist damage from high flow and high impulse
- Poppet valves prevent uncoupled leakage
- Critical parts are hardened for durability
- Dependable ball-locking mechanism holds the mating halves together
- Socket and plug are precision machined from solid bar stock
- New plating treatment provides advanced anti-rust performance
- QC-A Series conforms to the ISO7241-A Standard
- Interchangeable with PARKER 6600 Series, FASTER ANV Series, EATON 5600 Series and others.
- Stainless Steel available - contact QCT for details

See [interchange chart on page 28](#)

### Performance

QC-A Series (1/4", 3/8", 1/2", 3/4", 1")

Test Fluid: Oil-200SUS



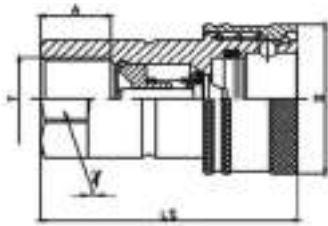
Please contact QCT for 1 1/4" - 2" pressure drop information.

## QC-A SERIES HYDRAULIC QUICK COUPLING (STEEL)



Socket with valve Plug with valve

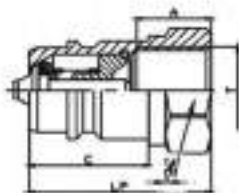
### Socket



ITEM#	PART NO.	LS	φD	1/2	A	T
1056	QCA-14F-NPT-1/4"	50	26	19	13	1/4" NPTF
1057	QCA-38F-NPT-3/8"	57.1	31.5	22	16	3/8" NPTF
1058	QCA-12F-NPT-1/2"	66	38.5	27	18	1/2" NPTF
1059	QCA-34F-NPT-3/4"	82.5	48	34	20.5	3/4" NPTF
1060	QCA-1F-NPT-1"	100	56	41	20.5	1" NPTF
1211	QCA-114F-NPT-1-1/4"	117	69.5	50	25	1-1/4" NPTF
1212	QCA-112F-NPT-1-1/2"	133	84	60	27	1-1/2" NPTF
1213	QCA-2F-NPT-2"	165	99	75	26	2" NPTF

DIMENSIONS IN MM

### Plug



ITEM#	PART NO.	LP	C	1/2	A	T
1061	QCA-14M-NPT-1/4"	38.5	15	19	12	1/4" NPTF
1062	QCA-38M-NPT-3/8"	39	19	22	16	3/8" NPTF
1063	QCA-12M-NPT-1/2"	44	29	27	18	1/2" NPTF
1064	QCA-34M-NPT-3/4"	55	29	34	20.5	3/4" NPTF
1065	QCA-1M-NPT-1"	66	35	41	20.5	1" NPTF
1214	QCA-114M-NPT-1-1/4"	75	45	46	25	1-1/4" NPTF
1215	QCA-112M-NPT-1-1/2"	83.5	55	52	27	1-1/2" NPTF
1216	QCA-2M-NPT-2"	105	65	64	28	2" NPTF

DIMENSIONS IN MM


### Dust Protectors



#### CAP FOR SOCKET HALF

ITEM#	SIZE	PART NO.
1066	1/4"	QCA-1/4"-SC
1067	3/8"	QCA-3/8"-SC
1012	1/2"	QCAG-1/2"-SC
1068	3/4"	QCA-3/4"-SC
1069	1"	QCA-1"-SC
1220	1-1/4"	QCA-1-1/4"-SC
1221	1-1/2"	QCA-1-1/2"-SC
1222	2"	QCA-2"-SC

COLOR: RED



#### CAP FOR PLUG HALF

ITEM#	SIZE	PART NO.
1070	1/4"	QCA-1/4"-PC
1071	3/8"	QCA-3/8"-PC
1017	1/2"	QCAG-1/2"-PC
1072	3/4"	QCA-3/4"-PC
1073	1"	QCA-1"-PC
1223	1-1/4"	QCA-1-1/4"-PC
1224	1-1/2"	QCA-1-1/2"-PC
1225	2"	QCA-2"-PC

COLOR: RED

## QC-B SERIES HYDRAULIC QUICK COUPLING (STEEL)



Socket with valve Plug with valve



### Features

QC-B Series couplings feature:

- Poppet valves prevent uncoupled leakage
- Critical parts are hardened for durability
- Dependable ball-locking mechanism holds the mating halves together
- Socket and plug are precision machined from solid bar stock
- QC-B Series conforms to the ISO7241-B Standard
- Interchangeable with PARKER 60 Series, FASTER HNV Series, EATON HK Series and others

See interchange chart on page 28

### Applications

QB-B series couplings are used across the spectrum of hydraulic applications. These double shut-off couplings can be found anywhere that fluid transfer lines need to be connected and disconnected for operation or maintenance of equipment.

QB-B series couplings are used in construction equipment, forestry equipment, agricultural machinery, oil tools, oil equipment, steel mill machinery and other demanding hydraulic applications.

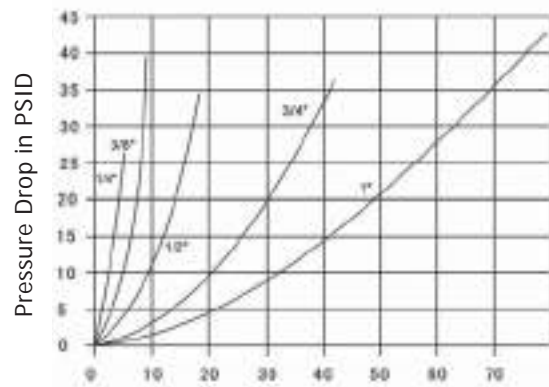
### Specifications

Body Size (in)	1/4"	3/8"	1/2"	3/4"	1"
Rated Pressure (PSI)	5000	4000	4000	3000	3000
Rated Flow (GPM)	3	6	12	28	50
Temperature Range (std seals)	-22°F to +230°F				
Standard seal material is BUNA					
Safety Factor 4:1					

### Performance

QC-B Series (1/4", 3/8", 1/2", 3/4", 1")

Test Fluid: Oil-200SUS



Flow in GPM

1 GPM = 3.78 L/Min

1PSID = 0.0069 Mpa

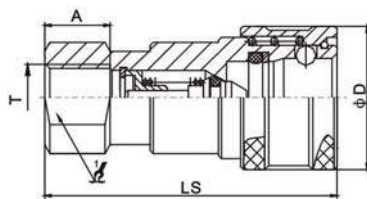


## QC-B SERIES HYDRAULIC QUICK COUPLING (STEEL)



Socket with valve Plug with valve

### Socket

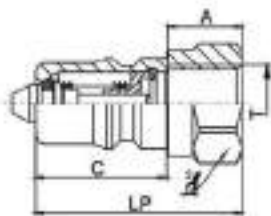


ITEM#	PART NO.	LS	ϕD	1/4	A	T
1074	QCB-14F-NPT-1/4"	58	28.5	19	13	1/4" NPTF
1075	QCB-38F-NPT-3/8"	65	35	24	13	3/8" NPTF
1076	QCB-12F-NPT-1/2"	74	44.5	26.5	20.5	1/2" NPTF
1077	QCB-34F-NPT-3/4"	92	54	36	22	3/4" NPTF
1078	QCB-1F-NPT-1"	103	63.5	41	23	1" NPTF

ITEM#	PART NO.	LP	C	1/4	A	T
9730	QCB-14F-SAE-9/16"-18	58	28.5	19	13	9/16"-18 SAE
9731	QCB-38F-SAE-3/4"-16	65	35	24	13	3/4"-16 SAE
9732	QCB-12F-SAE-7/8"-14	74	44.5	26.5	20.5	7/8"-14 SAE
9733	QCB-34F-SAE-1-1/16"-12	92	54	36	22	1-1/16"-12 SAE
9734	QCB-1F-SAE-1-5/8"-12	103	63.5	41	23	1-5/16"-12 SAE

DIMENSIONS IN MM

### Plug



ITEM#	PART NO.	LS	ϕD	1/4	A	T
1079	QCB-14M-NPT-1/4"	36	22.8	19	13	1/4" NPTF
1080	QCB-38M-NPT-3/8"	40	25	24	13	3/8" NPTF
1081	QCB-12M-NPT-1/2"	46.5	28	27	17	1/2" NPTF
1082	QCB-34M-NPT-3/4"	56	36	36	22	3/4" NPTF
1083	QCB-1M-NPT-1"	63	35.5	45	23	1" NPTF

ITEM#	PART NO.	LP	C	1/4	A	T
9735	QCB-14M-SAE-9/16"-18	36	22.8	19	13	9/16"-18 SAE
9736	QCB-38M-SAE-3/4"-16	40	25	24	13	3/4"-16 SAE
9737	QCB-12M-SAE-7/8"-14	46.5	28	27	17	7/8"-14 SAE
9738	QCB-34M-SAE-1-1/16"-12	56	36	36	22	1-1/16"-12 SAE
9739	QCB-1M-SAE-1-5/8"-12	63	35.5	45	23	1-5/16"-12 SAE

DIMENSIONS IN MM

### Dust Protectors


#### CAP FOR SOCKET HALF



ITEM#	SIZE	PART NO.
1084	1/4"	QCB-1/4"-SC
1085	3/8"	QCB-3/8"-SC
1086	1/2"	QCB-1/2"-SC
1087	3/4"	QCB-3/4"-SC
1088	1"	QCB-1"-SC

COLOR: RED


#### CAP FOR PLUG HALF



ITEM#	SIZE	PART NO.
1089	1/4"	QCB-1/4"-PC
1090	3/8"	QCB-3/8"-PC
1091	1/2"	QCB-1/2"-PC
1092	3/4"	QCB-3/4"-PC
1093	1"	QCB-1"-PC

COLOR: RED

**QC-B SERIES HYDRAULIC QUICK COUPLING (316 STAINLESS STEEL)**



Socket with valve Plug with valve



**Features**

QC-B Series couplings feature:

- Poppet valves prevent uncoupled leakage
- Viton Seals Standard
- Dependable ball-locking mechanism holds the mating halves together
- Socket and plug are precision machined from solid bar stock
- QC-B Series conforms to the ISO7241-B Standard
- Interchangeable with PARKER 60 Series, FASTER HNV Series, AEROQUIP FD45 Series, EATON HK Series and others

See interchange chart on page 28

**Applications**

The QC-B series couplings can be found anywhere that fluid transfer lines need to be connected and disconnected for operation or maintenance of equipment and where corrosion resistance is essential.

QC-B series couplings are used in construction equipment, forestry equipment, agricultural machinery, oil rigs, oil tools, oil equipment, steel mill machinery and other demanding hydraulic applications.

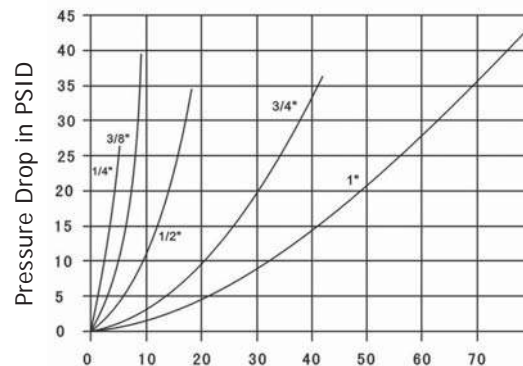
**Specifications**

Body Size (in)	1/4"	3/8"	1/2"	3/4"	1"
Rated Pressure (PSI)	3500	3000	2000	1500	1500
Rated Flow (GPM)	3	6	12	28	50
Temperature Range (std seals)	-22°F to +230°F				
Standard seal material is VITON					
Safety Factor 4:1					

**Performance**

QC-B Series (1/4", 3/8", 1/2", 3/4", 1")

Test Fluid: Oil-200SUS



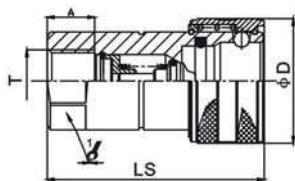
Flow in GPM  
 1 GPM = 3.78 L/Min  
 1PSID = 0.0069 Mpa

## QC-B SERIES HYDRAULIC QUICK COUPLING (316 STAINLESS STEEL)



Socket with valve Plug with valve

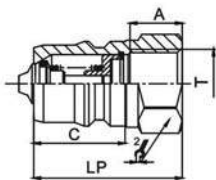
### Socket



ITEM#	PART NO.	LS	φD	1/2	A	T
1094	QCB-SS-14F-NPT-1/4"	58	27	19	13	1/4" NPTF
1095	QCB-SS-38F-NPT-3/8"	65	35	24	13	3/8" NPTF
1096	QCB-SS-12F-NPT-1/2"	73.5	42	30	17	1/2" NPTF
1097	QCB-SS-34F-NPT-3/4"	92	54	36	22	3/4" NPTF
1098	QCB-SS-1F-NPT-1"	103	65	41	23	1" NPTF

DIMENSIONS IN MM

### Plug



ITEM#	PART NO.	LP	C	1/2	A	T
1099	QCB-SS-14M-NPT-1/4"	36	22.8	19	13	1/4" NPTF
1100	QCB-SS-38M-NPT-3/8"	40	25	24	13	3/8" NPTF
1101	QCB-SS-12M-NPT-1/2"	46.5	28	27	17	1/2" NPTF
1102	QCB-SS-34M-NPT-3/4"	56	36	36	22	3/4" NPTF
1103	QCB-SS-1M-NPT-1"	63	35.5	45	23	1" NPTF

DIMENSIONS IN MM


### Dust Protectors



#### CAP FOR SOCKET HALF

ITEM#	SIZE	PART NO.
1084	1/4"	QCB-1/4"-SC
1085	3/8"	QCB-3/8"-SC
1086	1/2"	QCB-1/2"-SC
1087	3/4"	QCB-3/4"-SC
1088	1"	QCB-1"-SC

COLOR: RED



#### CAP FOR PLUG HALF

ITEM#	SIZE	PART NO.
1089	1/4"	QCB-1/4"-PC
1090	3/8"	QCB-3/8"-PC
1091	1/2"	QCB-1/2"-PC
1092	3/4"	QCB-3/4"-PC
1093	1"	QCB-1"-PC

COLOR: RED

## QC-FF SERIES FLUSH FACE HYDRAULIC COUPLING (STEEL)



Socket with valve Plug with valve



### Features

QC-FF Series couplings feature:

- New valve design resists damage from high impulse applications
- Sleeve Lock prevents accidental disconnection
- Anti-Blowout Nitrile/PTFE bonded seal to prevent damage during severe applications
- Durable ball-locking mechanism insures a reliable connection
- Flush Face Valving to reduce air inclusion upon connection and spillage upon disconnection
- New plating treatment provides advanced anti corrosion performance
- QC-FF Series conforms to the ISO16028 Standard
- Interchangeable with PARKER FF/FE/FEM Series, STUCCHI A-PREMIER Series, EATON FF Series, SAFEWAY FF Series and others

See interchange chart on page 28



Do not use as swivels. Rotation under pressure will result in excessive wear.

### Applications

The QC-FF series couplings are widely used in the public utility market where hydraulic oil spillage can constitute a serious safety hazard.

QC-FF series couplings are also used for the quick change of hydraulic tools in construction, railway, maintenance and mining industries and are commonly found on excavators and skid steer loaders.

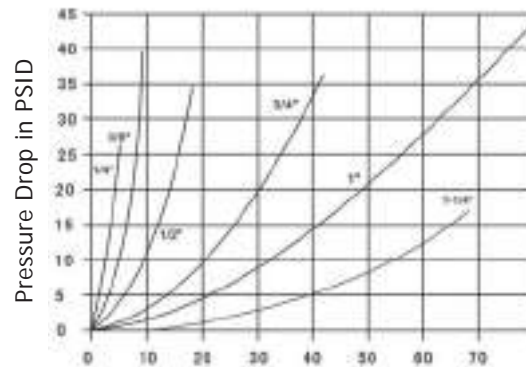
### Specifications

ISO SIZE/BODY SIZE	6.3 (1/4")	10 (3/8")	12.5 (1/2")	16 (5/8")	19 (3/4")	25 (1")
Rated Pressure (PSI)	4350	4350	4350	3625	3625	3000
Rated Flow (GPM)	3	6	12	28	50	70
Temperature Range	-22°F to +230°F					
Spillage (ML)	.015	.015	.020	.020	.15	.25
Air Inclusion (ML)	.020	.020	.070	.070	.100	.20
Standard seal material is Buna						
Safety Factor 4:1						

### Performance

QC-FF Series (1/4", 3/8", 1/2", 5/8", 3/4", 1")

Test Fluid: Oil-200SUS



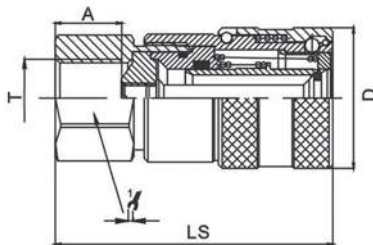
Flow in GPM  
1 GPM = 3.78 L/Min  
1PSID = 0.0069 Mpa

## QC-FF SERIES FLUSH FACE HYDRAULIC COUPLING (STEEL) NPT THREADS



Socket with valve Plug with valve

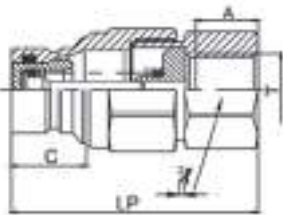
### Socket NPT



ITEM#	ISO SIZE	PART NO.	LS	ΦD	1/4	A	T
1104	6.3	QCFF-14F-NPT-1/4"	49.2	28	20	14	1/4" NPTF
1105	10	QCFF-38F-NPT-3/8"	68.4	32	24	14	3/8" NPTF
1106	10	QCFF-38F-NPT-1/2"	68.4	32	24	14	1/2" NPTF
1107	12.5	QCFF-12F-NPT-1/2"	75.2	38	32	18	1/2" NPTF
1108	12.5	QCFF-12F-NPT-3/4"	75.2	38	32	18	3/4" NPTF
1109	16	QCFF-58F-NPT-3/4"	80.2	42	36	22	3/4" NPTF
1110-1	19	QCFF-34F-NPT-3/4"	99.9	48	41	23.5	3/4" NPTF
1110	19	QCFF-34F-NPT-1"	99.9	48	41	23.5	1" NPTF
1111-1	25	QCFF-1F-NPT-1"	107	56	55	24	1" NPTF
1111	25	QCFF-1F-NPT-1-1/4"	107	56	55	24	1-1/4" NPTF

DIMENSIONS IN MM

### Plug NPT



ITEM#	ISO SIZE	PART NO.	LP	C	1/4	A	T
1112	6.3	QCFF-14M-NPT-1/4"	49.2	15.2	20	14	1/4" NPTF
1113	10	QCFF-38M-NPT-3/8"	55.6	19.5	24	14	3/8" NPTF
1114	10	QCFF-38M-NPT-1/2"	55.6	19.5	24	14	1/2" NPTF
1115	12.5	QCFF-12M-NPT-1/2"	71.5	21.6	32	18	1/2" NPTF
1116	12.5	QCFF-12M-NPT-3/4"	71.5	21.6	32	18	3/4" NPTF
1117	16	QCFF-58M-NPT-3/4"	75	21.6	36	22	3/4" NPTF
1118-1	19	QCFF-34M-NPT-3/4"	93.8	29	41	23.5	3/4" NPTF
1118	19	QCFF-34M-NPT-1"	93.8	29	41	23.5	1" NPTF
1119-1	25	QCFF-1M-NPT-1"	90	55	55	24	1" NPTF
1119	25	QCFF-1M-NPT-1-1/4"	90	55	55	24	1-1/4" NPTF

DIMENSIONS IN MM

### Dust Protectors



CAP FOR SOCKET HALF

ITEM#	ISO SIZE	PART NO.
1120	6.3	QCFF-1/4"-SC
1121	10	QCFF-3/8"-SC
1122	12.5	QCFF-1/2"-SC
1123	16	QCFF-5/8"-SC
1124	19	QCFF-3/4"-SC
1124-1	25	QCFF-1"-SC

COLOR: RED



CAP FOR PLUG HALF

ITEM#	ISO SIZE	PART NO.
1125	6.3	QCFF-1/4"-PC
1126	10	QCFF-3/8"-PC
1127	12.5	QCFF-1/2"-PC
1128	16	QCFF-5/8"-PC
1129	19	QCFF-3/4"-PC
1129-1	25	QCFF-1"-PC

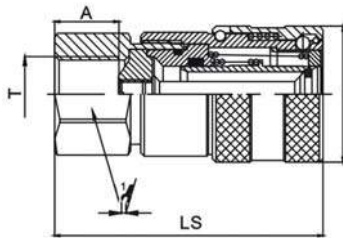
COLOR: RED

## QC-FF SERIES FLUSH FACE HYDRAULIC COUPLING (STEEL) SAE THREADS



Socket with valve Plug with valve

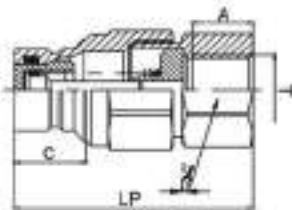

### Socket SAE



ITEM#	ISO SIZE	PART NO.	LS	ΦD	1/4	A	T
1130	6.3	QCFF-14F-SAE-9/16"-18	49.2	28	20	14	9/16"-18 SAE
1131	10	QCFF-38F-SAE-9/16"-18	68.4	32	24	14	9/16"-18 SAE
1132	10	QCFF-38F-SAE-3/4"-16	68.4	32	24	14	3/4"-16 SAE
1133	12.5	QCFF-12F-SAE-3/4"-16	75.2	38	32	18	3/4"-16 SAE
1134	12.5	QCFF-12F-SAE-7/8"-14	75.2	38	32	18	7/8"-14 SAE
1135	12.5	QCFF-12F-SAE-1-1/16"-12	75.2	38	32	18	1-1/16"-12 SAE
1136	16	QCFF-58F-SAE-3/4"-16	80.2	42	36	22	3/4"-16 SAE
1137	16	QCFF-58F-SAE-7/8"-14	80.2	42	36	22	7/8"-14 SAE
1138	16	QCFF-58F-SAE-1-1/16"-12	80.2	42	36	22	1-1/16"-12 SAE
1139	19	QCFF-34F-SAE-1-1/16"-12	99.9	48	41	23.5	1-1/16"-12 SAE
1140	19	QCFF-34F-SAE-1-5/16"-12	99.9	48	41	23.5	1-5/16"-12 SAE
1141	25	QCFF-1F-SAE-1-5/8"-12	107	56	55	24	1-5/8"-12 SAE

DIMENSIONS IN MM

### Plug SAE



ITEM#	ISO SIZE	PART NO.	LP	C	1/4	A	T
1142	6.3	QCFF-14M-SAE-9/16"-18	49.2	15.2	20	14	9/16"-18 SAE
1143	10	QCFF-38M-SAE-9/16"-18	55.6	19.5	24	14	9/16"-18 SAE
1144	10	QCFF-38M-SAE-3/4"-16	55.6	19.5	24	14	3/4"-16 SAE
1145	12.5	QCFF-12M-SAE-3/4"-16	71.5	21.6	32	18	3/4"-16 SAE
1146	12.5	QCFF-12M-SAE-7/8"-14	71.5	21.6	32	18	7/8"-14 SAE
1147	12.5	QCFF-12M-SAE-1-1/16"-12	71.5	21.6	32	18	1-1/16"-12 SAE
1148	16	QCFF-58M-SAE-3/4"-16	75	21.6	36	22	3/4"-16 SAE
1149	16	QCFF-58M-SAE-7/8"-14	75	21.6	36	22	7/8"-14 SAE
1150	16	QCFF-58M-SAE-1-1/16"-12	75	21.6	36	22	1-1/16"-12 SAE
1151	19	QCFF-34M-SAE-1-1/16"-12	93.8	29	41	23.5	1-1/16"-12 SAE
1152	19	QCFF-34M-SAE-1-5/16"-12	93.8	29	41	23.5	1-5/16"-12 SAE
1153	25	QCFF-1M-SAE-1-5/8"-12	90	55	55	24	1-5/8"-12 SAE

DIMENSIONS IN MM

### Dust Protectors



#### CAP FOR SOCKET HALF

ITEM#	ISO SIZE	PART NO.
1120	6.3	QCFF-1/4"-SC
1121	10	QCFF-3/8"-SC
1122	12.5	QCFF-1/2"-SC
1123	16	QCFF-5/8"-SC
1124	19	QCFF-3/4"-SC
1124-1	25	QCFF-1"-SC

COLOR: RED



#### CAP FOR PLUG HALF

ITEM#	ISO SIZE	PART NO.
1125	6.3	QCFF-1/4"-PC
1126	10	QCFF-3/8"-PC
1127	12.5	QCFF-1/2"-PC
1128	16	QCFF-5/8"-PC
1129	19	QCFF-3/4"-PC
1129-1	25	QCFF-1"-PC

COLOR: RED



# NEW PRODUCTS

ON PAGES 20-27

## WING NUT COUPLINGS & CAPS



## HIGH PRESSURE STEEL BALL VALVES



## NON-VALVED STRAIGHT THROUGH COUPLINGS



## LOW PRESSURE BRASS BALL VALVES



## QC-FB SERIES SCREW TYPE COUPLING (BRASS)



Socket with valve Plug with valve



### Features

QC-FB Series couplings feature:

- Flush face valve keeps spillage and air inclusion to a minimum
- Corrosion resistant brass for a wide range of applications
- Connectable and disconnectable under pressure
- Cast steel wing for durability
- Interchangeable with EATON 5100 Series, PARKER 6100 Series, SAFEWAY S51 Series, DIXON W Series, FASTER FB Series, STUCCHI W Series and others

See interchange chart on page 28

### Applications

The QC-FB Series Couplings are widely used on wet-line kits for tractor trailers and can be used for submersible pumps, engine test stands and applications requiring connection and disconnection under pressure.

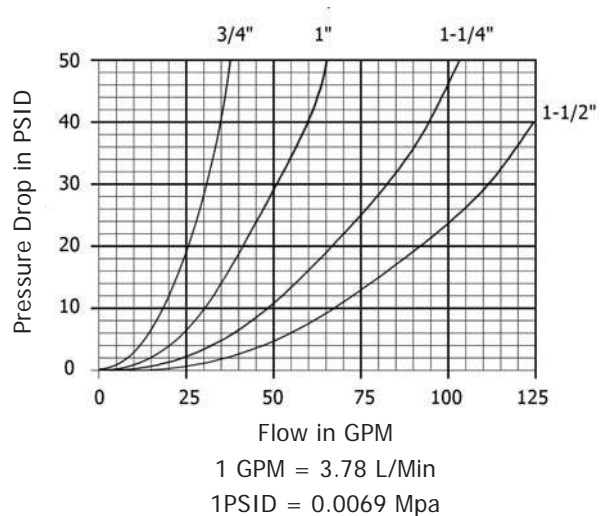
### Specifications

BODY SIZE (IN)	3/4"	1"	1 1/4"	1 1/2"
Rated Pressure (PSI)	3000	3000	3000	3000
Temperature Range	-22°F to +230°F			
Standard seal material is Buna				
Safety Factor 2.5:1				

### Performance

QC-FB Series (3/4", 1", 1 1/4", 1 1/2")

Test Fluid: Oil-200SUS



## QC-FB SERIES SCREW TYPE COUPLING (BRASS)



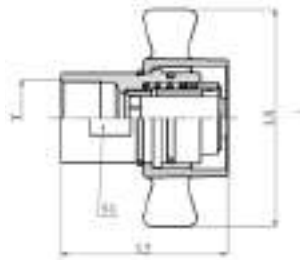
Socket with valve Plug with valve

### Socket



ITEM#	PART NO.	L2	L4	S1	T
1900	QCFB-08-F	78.5	103	29.5	1/2" NPT
1902	QCFB-12-F	78.5	130	29.5	3/4" NPT
1904	QCFB-16-F	93.0	111	36.5	1" NPT
1906	QCFB-20-F	101.0	131.8	45.2	1-1/4" NPT
1908	QCFB-24-F	102.0	134.9	50.8	1-1/2" NPT

DIMENSIONS IN MM



### Plug



ITEM#	PART NO.	L3	S3	S2	T
1901	QCFB-08-M	79.0	41.0	30.0	1/2" NPT
1903	QCFB-12-M	79.0	41.0	30.0	3/4" NPT
1905	QCFB-16-M	90.0	47.6	40.0	1" NPT
1907	QCFB-20-M	94.0	54.0	47.7	1-1/4" NPT
1909	QCFB-24-M	104.6	63.5	57.2	1-1/2" NPT

DIMENSIONS IN MM



### Dust Protectors

#### CAP FOR SOCKET HALF



ITEM#	SIZE	PART NO.
1910	3/4"	QCFBM-12
1912	1"	QCFBM-16
1914	1-1/4"	QCFBM-20
1916	1-1/2"	QCFBM-24

BRASS WITH STAINLESS CHAIN

#### CAP FOR PLUG HALF



ITEM#	SIZE	PART NO.
1911	3/4"	QCFBF-12
1913	1"	QCFBF-16
1915	1-1/4"	QCFBF-20
1917	1-1/2"	QCFBF-24

BRASS WITH STAINLESS CHAIN

## QC-ST SERIES NON-VALVED COUPLINGS (STEEL & BRASS)



Socket without valve Plug without valve



### Features

QC-ST Series couplings feature:

- Machined from solid bar stock, providing a durable coupling
- Smooth bore opening allows minimal pressure drop and easy cleaning in applications where the same lines are used for more than one media
- Interchangeable with PARKER ST Series, FOSTER FST Series, DIXON E Series, EATON ST Series and others

See interchange chart on page 28

### Applications

The QC-ST Series couplings are non-valved for applications where maximum flow is required. The smooth open bore offers a very low pressure drop and is ideal for pressure washers, carpet cleaners and mold coolant lines.

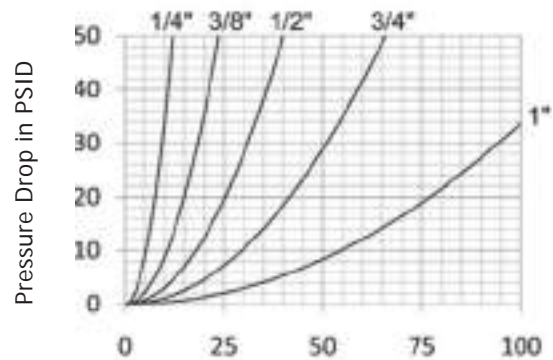
### Specifications

BODY SIZE (IN)	1/4"	3/8"	1/2"	3/4"	1"
Rated Pressure (Brass)	3000	2500	2000	1600	1600
Rated Pressure (Steel)	5000	4000	3500	2600	2000
Rated Flow (GPM)	8	20	30	70	80
Temperature Range	-20°F to +200°F				
Safety Factor	2.5:1				

### Performance

QC-ST Series (1/4", 3/8", 1/2", 3/4", 1")

Test Fluid: Oil-200SUS



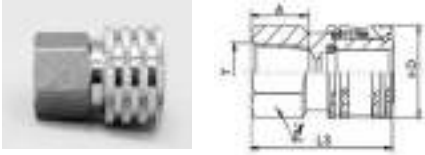
Flow in GPM  
 1 GPM = 3.78 L/Min  
 1PSID = 0.0069 Mpa

## QC-ST SERIES NON-VALVED STRAIGHT THROUGH (STEEL & BRASS)



Socket without valve Plug without valve

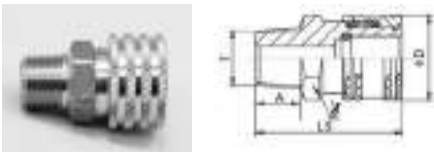
### BRASS Socket - Female Thread



#### BRASS

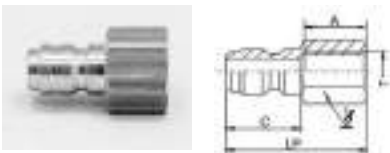
ITEM#	PART NO.	LS	ΦD	1/4	A	T
1210	QCST-14-F/F-NPT-1/4"-B	37	24	19	12	1/4" NPT
1181	QCST-38-F/F-NPT-3/8"-B	47	29	24	13	3/8" NPT
1182	QCST-12-F/F-NPT-1/2"-B	51	33	29	15	1/2" NPT
1183	QCST-34-F/F-NPT-3/4"-B	53	40	38	19	3/4" NPT
1184	QCST-1-F/F-NPT-1"-B	66	50	44	22	1" NPT

### BRASS Socket - Male Thread



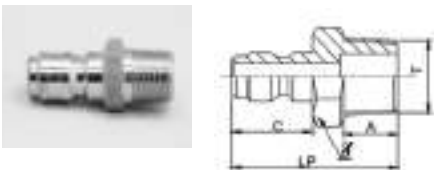
ITEM#	PART NO.	LS	ΦD	1/4	A	T
1190	QCST-14-F/M-NPT-1/4"-B	39	24	19	12	1/4" NPT
1191	QCST-38-F/M-NPT-3/8"-B	43	29	24	13	3/8" NPT
1192	QCST-12-F/M-NPT-1/2"-B	53	33	29	15	1/2" NPT
1193	QCST-34-F/M-NPT-3/4"-B	56	40	38	19	3/4" NPT
1194	QCST-1-F/M-NPT-1"-B	61	50	44	24	1" NPT

### BRASS Plug - Female Thread



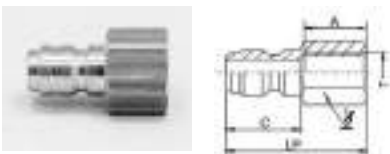
ITEM#	PART NO.	LP	ΦD	1/4	A	T
1195	QCST-14-M/F-NPT-1/4"-B	37	19	17	12	1/4" NPT
1196	QCST-38-M/F-NPT-3/8"-B	41	22	22	13	3/8" NPT
1197	QCST-12-M/F-NPT-1/2"-B	26	26	27	15	1/2" NPT
1198	QCST-34-M/F-NPT-3/4"-B	28	28	30	20	3/4" NPT
1199	QCST-1-M/F-NPT-1"-B	30	30	38	22	1" NPT

### BRASS Plug - Male Thread



ITEM#	PART NO.	LP	C	1/4	A	T
1185	QCST-14-M/M-NPT-1/4"-B	39	19	14	12	1/4" NPT
1186	QCST-38-M/M-NPT-3/8"-B	43	22	17	13	3/8" NPT
1187	QCST-12-M/M-NPT-1/2"-B	53	26	22	15	1/2" NPT
1188	QCST-34-M/M-NPT-3/4"-B	57	28	27	19	3/4" NPT
1189	QCST-1-M/M-NPT-1"-B	62	30	35	22	1" NPT

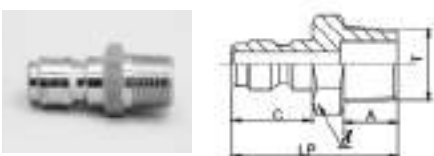
### STEEL Plug - Female Thread



#### STEEL

ITEM#	PART NO.	LP	C	1/4	A	T
1200	QCST-14-M/F-NPT-1/4"-S	37	19	17	12	1/4" NPT
1201	QCST-38-M/F-NPT-3/8"-S	41	22	22	13	3/8" NPT
1202	QCST-12-M/F-NPT-1/2"-S	51	26	27	15	1/2" NPT
1203	QCST-34-M/F-NPT-3/4"-S	52	28	30	20	3/4" NPT
1204	QCST-1-M/F-NPT-1"-S	60	30	38	22	1" NPT

### STEEL Plug - Male Thread



ITEM#	PART NO.	LP	C	1/4	A	T
1205	QCST-14-M/M-NPT-1/4"-S	39	19	14	12	1/4" NPT
1206	QCST-38-M/M-NPT-3/8"-S	43	22	17	13	3/8" NPT
1207	QCST-12-M/M-NPT-1/2"-S	53	26	22	15	1/2" NPT
1208	QCST-34-M/M-NPT-3/4"-S	57	28	27	19	3/4" NPT
1209	QCST-1-M/M-NPT-1"-S	62	30	35	22	1" NPT

DIMENSIONS IN MM

**QC-SV SERIES HIGH PRESSURE BALL VALVES (STEEL)**



\* Actuator packages available. Contact us for details.

**Applications**

The QC-SV Series ball valves can be used in a wide variety of applications such as:

- Construction equipment
- Agricultural
- Renewable Energies
- Offshore
- Gas industry

**Features**

QC-SV Series Ball Valves feature:

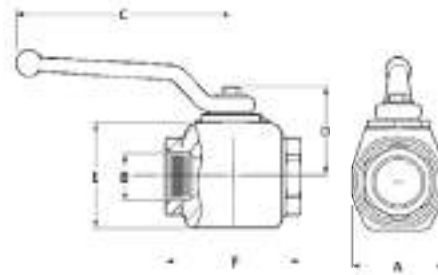
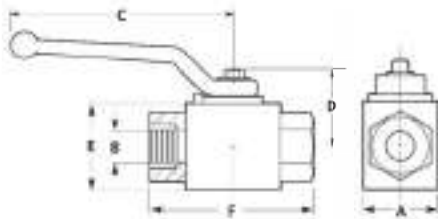
- Blow-out proof stems
- Full port (block body sizes 1/4" - 1")  
(forged body sizes 1-1/4" - 2")
- NPT or SAE Threads
- POM (polyacetal) Seats
- Buna-N O-Rings
- Zinc Clear Plated (RoHs Compliant)

**Specifications**

BODY SIZE (IN)	1/4"	3/8"	1/2"	3/4" - 2"
Rated Pressure (PSI)	7350	7350	7350	6000
Temperature Range	-20°F - 215°F			
Safety Factor	2:1			



## QC-SV SERIES HIGH PRESSURE BALL VALVES (STEEL)



ITEM#	SIZE	PART NO.	A	B	C	D	E	F	Thread
1308	1/4"	QCSV-04-NPT	1.02	.24	4.21	1.20	1.26	2.72	1/4" NPT
1318	1/4"	QCSV-4-SAE	1.02	.24	4.21	1.20	1.26	2.72	7/16"-20 SAE
1309	3/8"	QCSV-06-NPT	1.26	.39	4.21	1.29	1.50	2.87	3/8" NPT
1319	3/8"	QCSV-6-SAE	1.26	.39	4.21	1.29	1.50	2.87	9/16"-18 SAE
1310	1/2"	QCSV-08-NPT	1.38	.51	4.21	1.31	1.57	3.62	1/2" NPT
1320	1/2"	QCSV-8-SAE	1.38	.51	4.21	1.31	1.57	3.62	3/4"-16 SAE
1311	3/4"	QCSV-12-NPT	1.93	.79	6.50	1.91	2.24	3.82	3/4" NPT
1321	3/4"	QCSV-12-SAE	1.93	.79	6.50	1.91	2.24	3.82	1-1/16"-12 SAE
1312	1"	QCSV-16-NPT	2.36	.94	6.50	1.95	2.36	4.45	1" NPT
1322	1"	QCSV-16-SAE	2.36	.94	6.50	1.95	2.36	4.45	1-5/16"-12 SAE
1313	1-1/4"	QCSV-20-NPT	2.36	.94	6.50	1.95	2.36	5.16	1-1/4" NPT
1323	1-1/4"	QCSV-20-SAE	2.36	.94	6.50	1.95	2.36	5.16	1-5/8"-12 SAE
1314	1-1/2"	QCSV-24-NPT	2.36	.94	6.50	1.95	2.36	5.47	1-1/2" NPT
1324	1-1/2"	QCSV-24-SAE	2.36	.94	6.50	1.95	2.36	5.47	1-7/8"-12 SAE

DIMENSIONS IN INCHES  
\* Reduced to 1" Port

ITEM#	SIZE	PART NO.	A	B	C	D	E	F	Thread
1315	1-1/4"	QCSV-20-NPT-FP	2.99	1.26	8.30	2.10	3.30	4.50	1-1/4" NPT
1325	1-1/4"	QCSV-20-SAE-FP	2.99	1.26	8.30	2.10	3.30	4.50	1-5/8"-12 SAE
1316	1-1/2"	QCSV-24-NPT-FP	3.27	1.50	8.30	2.73	3.62	5.30	1-1/2" NPT
1326	1-1/2"	QCSV-24-SAE-FP	3.27	1.50	8.30	2.73	3.62	5.30	1-7/8"-12 SAE
1317	2"	QCSV-32-NPT-FP	3.94	1.89	8.50	3.15	4.37	5.50	2" NPT
1327	2"	QCSV-32-SAE-FP	3.94	1.89	8.50	3.15	4.37	5.50	2-1/2"-12 SAE

DIMENSIONS IN INCHES

### Locking Kits

ITEM#	PART NO.
1340	QCLK-1 (Fits 1/4"-1/2" QCSV Valves)
1341	QCLK-2 (Fits 3/4"-1-1/2" QCSV Valves*)
1342	QCLK-3 (Fits 1-1/4"-2" QCSV Full Port Valves)

\* 1-1/4" - 1-1/2" Reduced Port

## QC-BV SERIES LOW PRESSURE BALL VALVES - BRASS



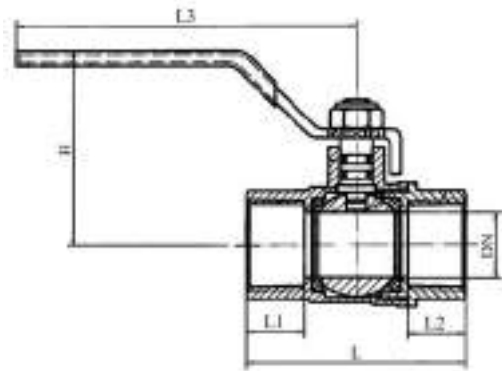
### Features

QC-BV Series Ball Valves feature:

- Forged brass body
- Stamped steel handle with red vinyl grip
- Pure PTFE seats
- Full port
- Chrome-plated brass ball

### Specifications

BODY SIZE (IN)	1/4" - 2 1/2"	3" - 4"
Rated Pressure (PSI)	600	450
Temperature Range	-22°F to +365°F	
Safety Factor 4:1		

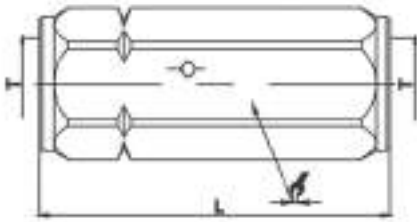


ITEM#	SIZE	PART NO.	L	L1	L2	L3	H	DN	Thread
1300	1/4"	QCBV-04-NPT	1.62	.41	.41	3.14	1.77	.31	1/4" NPT
1301	3/8"	QCBV-06-NPT	1.73	.41	.41	3.14	1.81	.39	3/8" NPT
1302	1/2"	QCBV-08-NPT	2.19	.55	.55	3.91	2.24	.59	1/2" NPT
1303	3/4"	QCBV-12-NPT	2.38	.55	.55	3.91	2.36	.75	3/4" NPT
1304	1"	QCBV-16-NPT	3.23	.83	.83	4.50	2.72	.98	1" NPT
1305	1-1/4"	QCBV-20-NPT	3.78	.93	.93	4.80	3.11	1.26	1-1/4" NPT
1306	1-1/2"	QCBV-24-NPT	4.05	.89	.89	5.59	3.68	1.57	1-1/2" NPT
1307	2"	QCBV-32-NPT	4.80	.98	.98	5.59	3.99	1.97	2" NPT
1350	2-1/2"	QCBV-40-NPT	5.59	1.14	1.14	8.50	4.98	2.48	2-1/2" NPT
1351	3"	QCBV-48-NPT	6.45	1.22	1.22	8.50	5.12	2.95	3" NPT
1352	4"	QCBV-64-NPT	7.50	1.30	1.30	8.84	6.18	3.74	4" NPT

DIMENSIONS IN INCHES

## QC-CV SERIES HYDRAULIC IN-LINE CHECK VALVE (STEEL)

### Hard Seat Design



### Features

QC-CV Series Check Valves feature:

- Metal to metal seat for use with hydraulic and corrosive fluids
- 5 PSI spring cracking pressure

### Applications

QC-CV Series Check Valves are designed to stop the flow of fluid in one direction while allowing free flow in the opposite direction.

### Specifications

Body Size (in)	1/4	3/8	1/2	3/4	1
Rated Pressure (PSI)	5000	4000	4000	3000	3000
Rated Flow (GPM)	3	6	12	28	50
Temperature Range	-20° F to +300° F				
Cracking Spring Pressure	5 PSI				

ITEM#	PART NO.	T	L	⌀
1154	QCCV-14F-NPT-1/4"-5	1/4" NPT	50.7	19
1155	QCCV-38F-NPT-3/8"-5	3/8" NPT	62.2	24
1156	QCCV-12F-NPT-1/2"-5	1/2" NPT	79.2	30
1157	QCCV-34F-NPT-3/4"-5	3/4" NPT	82.9	36
1158	QCCV-1F-NPT-1"-5	1" NPT	106.1	45

DIMENSIONS IN MM

## INTERCHANGE CHART

QCT	EATON	PARKER	DIXON	SAFEWAY	STUCCHI	FOSTER	FASTER	DNP	HOLMBURY
QC-AG	X	4000	AG	S20	IR/IRV	X	NS/NV	PDS1	DIN
QC-HP	HP3	3000	T	S30	IV	X	PVV	PVS	PS
QC-A	5600	6600	K	S56	BIR	ISO-A	AN	ANV	IA
QC-B	HK	60	H	S10	IRB	FHK	HN	HNV	IB
QC-FF	FF	FF/FE/FEM	HT	FF	A PREMIER	FF	FF/2FF1	FF-GP	HQ
QC-V	FD96	FET	VEP	X	VEP	X	X	PST4	X
QC-FB	5100	6100	W	S51	W	FWN	FB	VFF	WSC
QC-ST	ST	ST	E	X	X	FST	X	X	X



Products in this catalog can cause serious injury to equipment and persons if not used properly. Never exceed rated pressures stated in this catalog. Stated working pressures are rated in p.s.i. Inspect products on a regular basis while in service. Products in this catalog are used in thousands of applications in varying situations. It is not possible for us to warranty the use of a specific product for a singular application. The user is responsible for selecting, installing and testing the final configuration to insure that all performance, safety and warning requirements are met.

About industry Interchanges... it is possible to connect two different manufacturers' parts together so that they will effect a seal and work properly in a fluid system. QCT cannot guarantee the quality, workmanship, dimensions or tolerances of the other manufacturers' parts, even though they might be interchangeable. Therefore, whenever mixing parts, the final assembly must always be tested before being put into service. Failure to test could result in a sudden failure of the coupling causing severe personal injury or death.

Over-pressurization could result in a sudden failure of the coupling causing severe bodily injury or death. Be sure to select the proper coupling for your application and use it only within the specified service pressure range.

Couplings do wear out and must be routinely checked for condition and replaced if necessary.

Never use a ball valve or check valve beyond it's published working pressure.

## TERMS AND CONDITIONS

---

Quick Coupling Technologies (herein called "QCT") warrants the products described in this catalog to be free from defects in material and workmanship for a period of (1) year from date of shipment by QCT under normal use and service.

QCT's sole obligation under this warranty being limited to repairing or replacing, at it's option, any product found to QCT's satisfaction to be defective upon examination. The repair or replacement of any defective product will be made without charge for parts or labor.

This warranty shall not apply to: (a) parts or products that have been subject to abuse, negligence or misapplication. (b) parts that have been added to the original product, such as but not limited to fittings, bushings and reducers, and were not an original part of the product originally provided. (c) parts that have been altered or repaired by someone other than QCT.

To the extent permitted by law, this limited warranty shall extend only to the buyer and any other person reasonably expected to use or consume the goods who may become injured by any breach of said warranty. No action may be brought against QCT for an alleged breach of warranty unless such action is instituted within one (1) year from the date of the cause of action accrues.

Other than the obligation of QCT set forth herein, QCT disclaims all warranties, expressed or implied, including but not limited to any implied warranties of merchantability or fitness for a particular purpose, and any other obligation or liability. The foregoing constitutes QCT's sole obligation with respect to damages, whether direct, incidental or consequential, resulting from the use or performance of the product.

Product dimension, performance, characteristics or material properties are subject to change without notice.

---

### Payment

Net 30 day terms will apply after credit has been established. Automatic C.O.D. if invoice is not paid within a maximum of 60 days. We accept most major credit cards. Pricing subject to change without notice.

---

### Returned Goods

All returns MUST be assigned an RGA number, The RGA number must appear on all paperwork. If any product is being sent back for any other reason than product defect, a 20% restocking charge will be deducted from the credit. Products being sent back for credit must be in re-saleable condition and the freight must be prepaid. Credit balances can be offset by material purchases only. Any credit issued by QCT must be used within a 6 month period from date it was issued. Cash payments are **NOT ALLOWED** under any circumstances.

---

### Insurance

QCT carries product liability insurance and will provide a copy at your request.

---

### Billing or Shipping Errors

**Errors in shipping or billing must be reported within 10 days of receipt of order.**

---

### Special Orders

**Special orders are non-cancelable and non-returnable.** Products that are considered "special" will be noted on all order confirmations.

---

Brand names used in this catalog are the property of their respective manufacturers.

---



**GENERAL SALES INFORMATION/ORDERS**

[sales@qctcouplings.com](mailto:sales@qctcouplings.com)

[ordersonly@qctcouplings.com](mailto:ordersonly@qctcouplings.com)

PH: 440-349-7447 or 888-282-1122

FAX: 440-349-0324